



9th Grade

FALL

- Create your FREE CFNC.org account to help plan for career and college.
- Explore careers that interest you.
- Start learning about colleges and entrance requirements.



WINTER

- Review high school classes to stay on track with graduation and college requirements.
- Talk with parents & family about the cost of college and plans for paying.
- Talk with your school counselor about challenging courses, such as Advanced Placement (AP), International Baccalaureate (IB) or dual enrollment courses.

SPRING

- Log into CFNC.org to find and take free SAT and ACT practice tests.
- Look into summer opportunities, such as camps, classes, or volunteering to help prepare for college.
- Update your CFNC.org profile with this year's activities and courses.

10th Grade

- Use the CFNC.org College Search tool to find colleges that interest you.
- Consider signing up for the October PSAT – good practice for the SAT. (Free SAT and ACT practice tests on CFNC.org.)
- Talk with friends and family about their career and education choices.

- Register for challenging courses such as AP and IB to meet graduation requirements and discover new interests and possible careers.
- Look into the possibility of dual enrollment with College and Career Promise (CCP) to earn college credit while in high school.



- If you've taken AP classes, register for the AP exams. May give you extra credit for college.
- Check the fall SAT and ACT dates. Register well in advance to save money.
- Look for college prep, community service, or part-time work summer opportunities.
- Continue exploring career fields that interest you.
- Plan to visit college campuses in the summer to get a sense of those that interest you.

11th Grade

- Consider the college programs, activities, and locations that interest you most.
- Start narrowing your list of colleges.
- Meet SAT and ACT registration deadlines to avoid late fees.
- Attend free College Fairs and Financial Aid Workshops at your school or in your area.

- Stay involved in challenging courses to meet graduation and college admission requirements.
- Get familiar with financial aid terms, such as FAFSA, FSA ID, the College PROFILE, scholarships, grants, federal and private loans.

- Look into scholarship and grant options.
- Take SAT and ACT as scheduled.
- Plan your senior year courses carefully.
- Schedule college visits and admission interviews on campuses in which you are interested.


12th Grade

- Attend free College Fairs and Financial Aid Workshops.
- Check all deadlines: applications, scholarships & aid.
- Request recommendations, if needed.
- Plan and proofread carefully any college application essays.
- Use CFNC.org Application Hub to complete applications & send free official high school transcripts to any NC college.
- Use NC Residency Determination Service (RDS) to see if you're eligible for state grants and in-state tuition
- Get your FAFSA ID & complete the FAFSA early. You may be eligible for federal and state grants for college.

- Use CFNC.org to find multiple ways to help pay for college.
- Talk with your counselor about local area scholarships and grants.
- Check if the colleges to which you've applied have received all your information.
- Watch for admission letters and financial aid offers.
- Keep studying. Your senior year grades are important for final acceptance!



- If you are in AP courses, do your best on final exams for possible college credit.
- Weigh financial aid offers & how cost fits the family budget.
- Make your decision! Let your first choice school know & notify rest you are not enrolling.
- If you didn't get into your preferred colleges, use the College Redirection Tool at CFNC.org (opens April 1) to find other options.
- Community college? Check with campus about placement tests.
- Celebrate your high school graduation and look forward to a bright future!



Navigating FAFSA and RDS to Prepare for College



Both FAFSA and RDS are required and need similar information for completion. Below is a breakdown of what these two items are and the information needed to complete them.



FAFSA - Complete the **FAFSA** (*Free Application for Federal Student Aid*) to determine your eligibility for federal and state financial aid. You will receive a Student Aid Report (SAR) upon completion.



RDS - Use **RDS** (*Residency Determination Service*) to receive an **RCN** (*Residency Certification Number*) to determine your eligibility for in-state tuition and state grant awards.

		
Why?	Possible eligibility for federal and state financial aid for college	Possible eligibility for in-state tuition and state grants
Where?	fafsa.gov	ncresidency.org
First Step?	Get FSA ID (<i>Federal Student Aid Identification</i>) – student and parent/legal guardian	Complete RDS online
When?	FSA ID before Oct. 1; FAFSA as soon as possible after Oct. 1	Ideally before student applies to NC colleges and universities

College Entrance Requirements

School Type	Entrance Requirement	Testing Scores and GPA	High School Courses
NC Community Colleges	“Open Door” admissions policy: Anyone 18 or older or who has attained a high school diploma or its equivalent. (High school equivalent tests include GED, HI SET or TASC)	Placement Test OR Standardized Test Scores: <u>English</u> ACT Reading 20 OR English 18 SAT Writing 500 OR Critical Reading 500 <u>Math</u> ACT Math 22 OR SAT Math 500	You may be exempt from placement testing and remedial courses if your high school grade point average is 2.6 or above, and you’ve taken appropriate high school
NC Independent Colleges and Universities	Entrance requirements vary among institutions.	Check the website or call the admissions office for more details.	Detailed information available using College Search tool on CFNC.org.
University of North Carolina	<ul style="list-style-type: none"> Minimum requirements for admission established by the Board of Governors of the University of North Carolina Individual campuses may have additional requirements beyond the minimums Meeting these requirements does not guarantee admission 	<p><u>For most students under 21:</u></p> <p>High School GPA: 2.5 cumulative weighted</p> <p>Test Scores: SAT: 800 old / 880 new, ACT: 17</p> <p>Detailed information is available in UNC Minimum Admission Requirements publication</p>	<p><u>For most students under 21:</u></p> <p>High School Courses: 6 units of language (English and other language) 4 units of math 3 units of science 2 units of social studies</p>

Note: These requirements are subject to change at any time.